



Blueprint for Play

A Toolkit for Building Communities through Play & Recreation Initiatives

Play and recreation bring communities together in a variety of meaningful ways. They develop physical, social, cognitive, and emotional skills in children and families. They also uniquely build social capital through (1) the many community engagement opportunities along the way, (2) the outcomes that result from the physical enhancement of the actual built environment, and (3) the resulting play and recreation experiences that will happen there over many years. This toolkit is intended to inspire communities to maximize the very process itself as a pivotal opportunity to bring stakeholders together for a community based initiative.

Just as every play space should be customized to a community, this toolkit is designed so that you can ultimately customize the resources to meet your needs.



The toolkit consists of 5 books, each focusing on part of the overall process:

- *Plan It:* A refined and user-focused planning process
- *Design It:* Design a unique space specific to the community's goals
- *Fund It:* Promote a robust funding initiative that embraces giving
- *Build It:* Celebrate community members' talents and buy-in with a meaningful build process.
- *Sustain It:* Use and sustain the space to ensure a wise investment and a lasting legacy

Use the comprehensive blueprint suite of tools to explore a variety of tips and resources to maximize your project and engage your stakeholders in exciting ways, or select the parts of the series that apply to the initiative you are pursuing.

EXECUTIVE SUMMARY

A Unique Tool for Building Communities



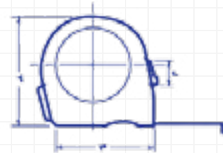
The most successful community groups are engaged in a passionate and dynamic planning process that is focused on achieving defined outcomes. While the Blueprint program is focused primarily on playgrounds, many of the processes outlined, especially in *Plan It* and *Fund It*, can be applied to a variety of recreation projects, as the processes are similar.

However you use it, the *Blueprint for Play* is designed to put the power that drives the decision making process in your hands, and guide you in engaging both volunteer

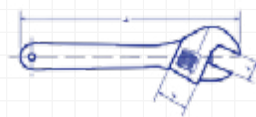
and professional resources to ultimately create a unique play and/or recreation space that meets your defined outcomes and inspires your community.

Although your project may not require all of the guides in the Blueprint, we recommend reading each, as there are key planning points, programming ideas, and motivation in every book that may help to inspire you and your team in the creation of your unique playground plan. Request one or all, depending on your community and the needs and vision of your unique project.

A thoughtful project includes all of these steps:



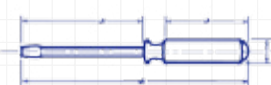
Refined and user-focused **planning** process.



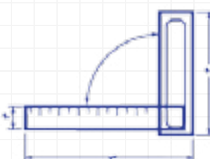
Dynamic **build** initiative that celebrates the community members' talents and builds social capital.



Robust **funding** initiative that embraces giving.



Comprehensive plan for using and **sustaining** the space to ensure a wise investment and lasting legacy.




Unique play space **designed** to meet specific community goals.

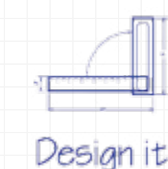
Use the Blueprint for Play books to help execute your next project!



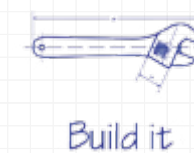
This book addresses the planning phase of a meaningful project. It includes sections to assess your needs and budget as well as understand the cost breakdown, including site prep, equipment, installation, and surfacing. It also addresses planning elements like age-appropriateness, topography, preserving nature, inclusion, and choosing a vendor.



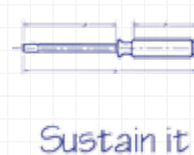
Fundraising is a fantastic opportunity to **ENGAGE** the community in the overall project. Engaged is the key word, they must truly believe in the outcomes, the community capital that will be created, and the benefits to the community at large. This guide reviews funding sources, strategies, recruiting a funding team, grant writing, and making "the ask."



Learn how to focus on what it takes to turn ideas into a clear design strategy with support from community stakeholders. A design process that encompasses the views of numerous and varied stakeholders will help keep you focused on your project objectives and goals, and help balance and manage competing desires. This book addresses the many ways to involve the community and gain input to ensure buy-in and success.



Once you have your play space design finalized and you are ready to order, it's time to make final preparation for organizing and preparing for your build. This volume covers the execution of a community build, including site prep, tools, recruiting volunteers, and more. If you prefer a professional installation, it addresses how to prepare for this as well. Finally, it lists steps to holding a grand opening that celebrates success!



Now that your project is built, there are a variety of ways to engage the community and continue the momentum as you plan for meaningful usage and sustainability of this valuable asset. Focusing as much effort on this part of the process as you did on the others will exponentially impact the outcomes for the community. This guide covers maintenance, supervision, and activity planning for long term success.



Advocate in Your Community!

Have a project? Need more information on planning, funding, designing, building, or sustaining a project? Contact us at info@playcore.com or 877-762-7563, or visit www.playcore.com/toolkit to download resources from the *Blueprint for Play* series.

Join the Movement!

Become a National Demonstration Site

To learn more about the five National Demonstration Site Programs, and how to align your project to best practices in outdoor adult fitness, inclusion, nature play, physical activity on the playground, or playful pathway networks, contact us at info@playcore.com

